

MONTEREY COUNTY

DAILY SITUATION

REPORT

Active Event or Incident(s):

2020 Novel Coronavirus (COVID-19)
River Fire, Carmel Fire, and Dolan Fire Incident

Date:

9/2/2020 1:42 PM

View Report:

[COVID-19 Website](#) (en español); [River Fire Incident](#)

Charles McKee
*County Administrator
Emergency Operations Center
Director*

Gerry Malais
*Emergency Services Manager
Emergency Operations Center
Manager*

Dr. Edward Moreno
*Health Officer
Health Department*

Karen Smith
*Public Information Officer
Health Department*

SITUATION SUMMARY ([MORE INFORMATION](#))

River Fire

On August 16, 2020 a fire broke out in Pine Canyon and River Rd, east of Salinas. Fire continues to actively burn in all directions. Progression to the north impacted homes in the outlying communities of Salinas. The fire is making slope driven runs. Firefighters continued their aggressive attack on the fire from the ground and the air. High temperatures, low humidity, topography influenced winds, steep mountainous terrain and difficult access continue to hamper firefighting efforts. [Incident Information can be found here.](#)

Carmel Fire

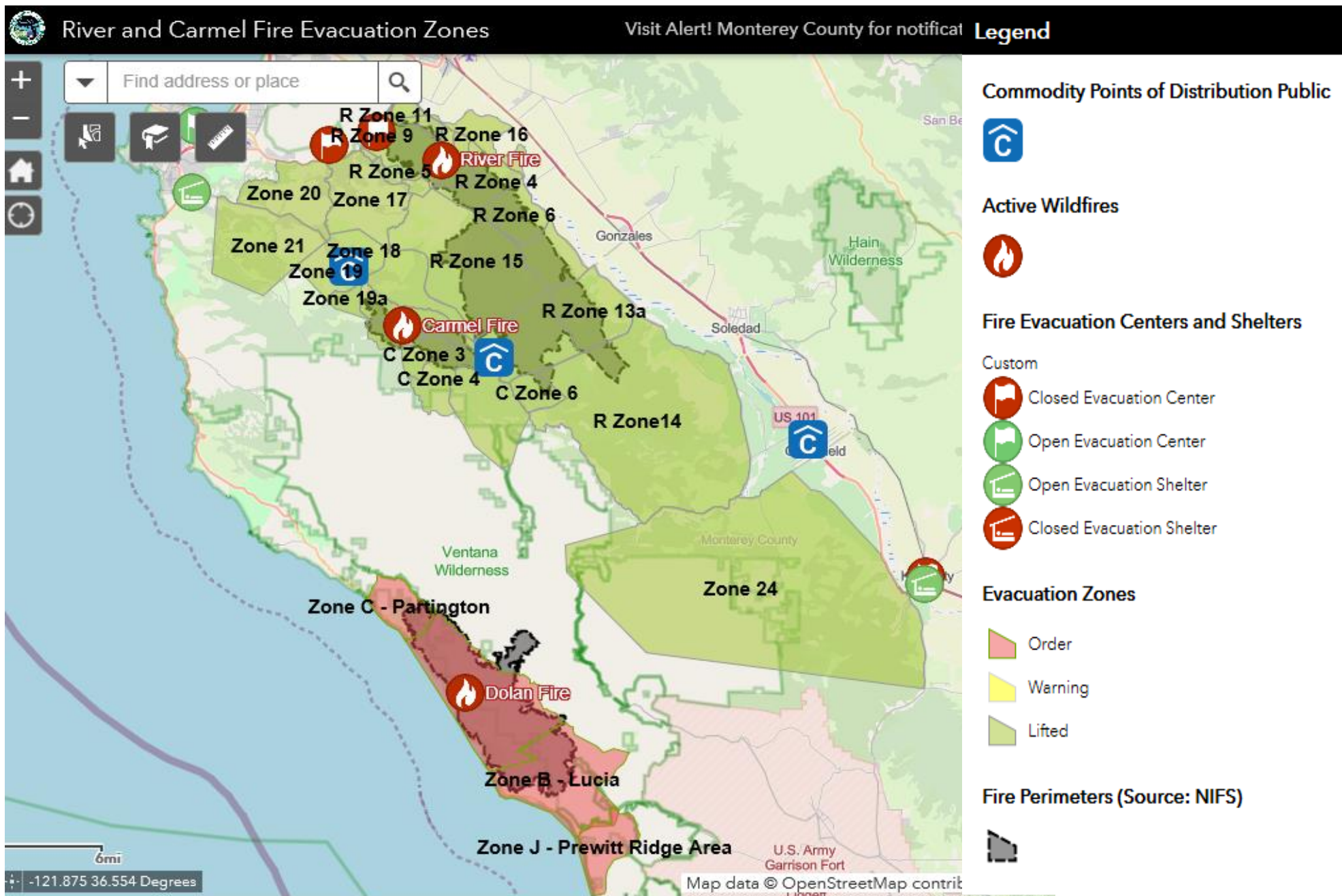
On August 18, 2020 a fire broke out in Sky Ranch near Cachagua in Carmel Valley. The fire continues to actively burn with wind driven, slope driven runs. Residential and commercial buildings are threatened. Overnight fire progression moved to the southeast and northwest. Short range spotting and tree torching has been observed. Firefighters continued their aggressive attack on the fire from the ground and the air. High temperatures, low humidity, steep mountainous terrain and difficult access continue to hamper firefighting efforts. Fuels are at critical moisture levels increasing volatility Firefighters continue with 24 hour a day operations. [Incident Information can be found here.](#)

Dolan Fire

On August 18, 2020 The Dolan Fire burning in Big Sur has burned thousands of acres and prompted evacuations. The fire is burning in the area of Dolan Canyon and Big Creek Canyon, just south of John Little State Natural Reserve and 43 miles south of Carmel. The fire grew to 6,780 acres on Thursday and was 0% contained.

All orders and warnings lifted for River and Carmel Fires.

Incident	Level	Zones	Addresses in Evacuation Zones	Estimated Population Evacuated
River Fire	Order	0	0	0
River Fire	Warning	0	0	0
Carmel Fire	Order	0	0	0
Carmel Fire	Warning	0	0	0
Dolan Fire				
	River Fire Total	0	0	0
	Carmel Fire Total	0	0	0
	Dolan Fire		86	52
	Total	0	86	52 (not updated)



COVID-19 (LOCAL COVID DATA)

Novel Coronavirus is an outbreak of respiratory disease caused by a novel (new) coronavirus that was first detected in China and which has now been detected in more than 100 locations internationally, including in the United States. The virus has been named “SARS-CoV-2” and the disease it causes has been named “coronavirus disease 2019” (abbreviated “COVID-19”).

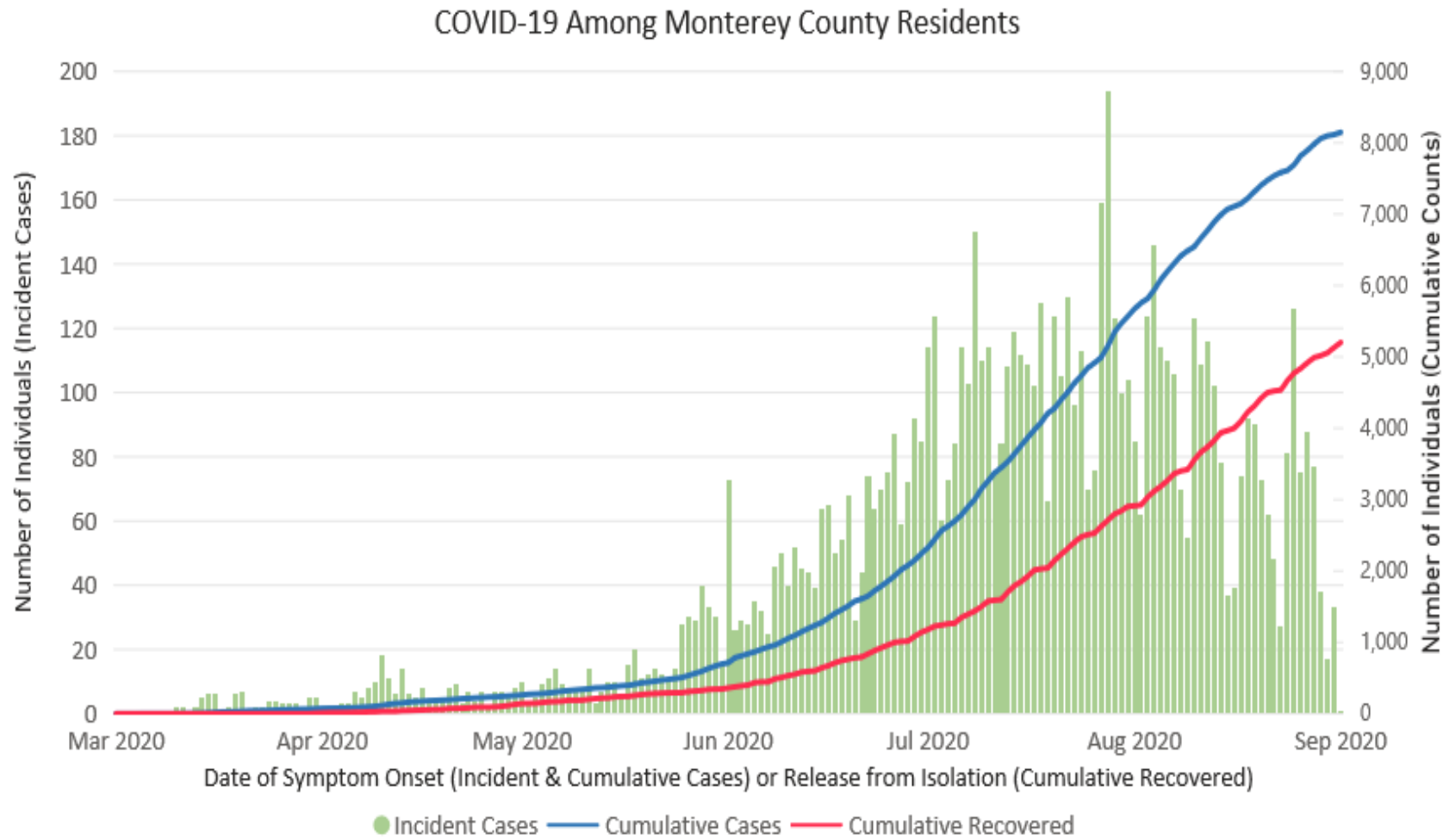
All data is developed by the Health Department. For questions, comments, and concerns, call 831.769-8700 or 831.755.4521 or email covid-19@co.monterey.ca.us.

Note: Data includes records processed and de-duplicated from the backlog of reports associated with the statewide surveillance system’s lab routing issue. The data cleaning process is ongoing locally. Data will be adjusted as case interviews are conducted and additional laboratory reports are received. Therefore, data should be interpreted with caution

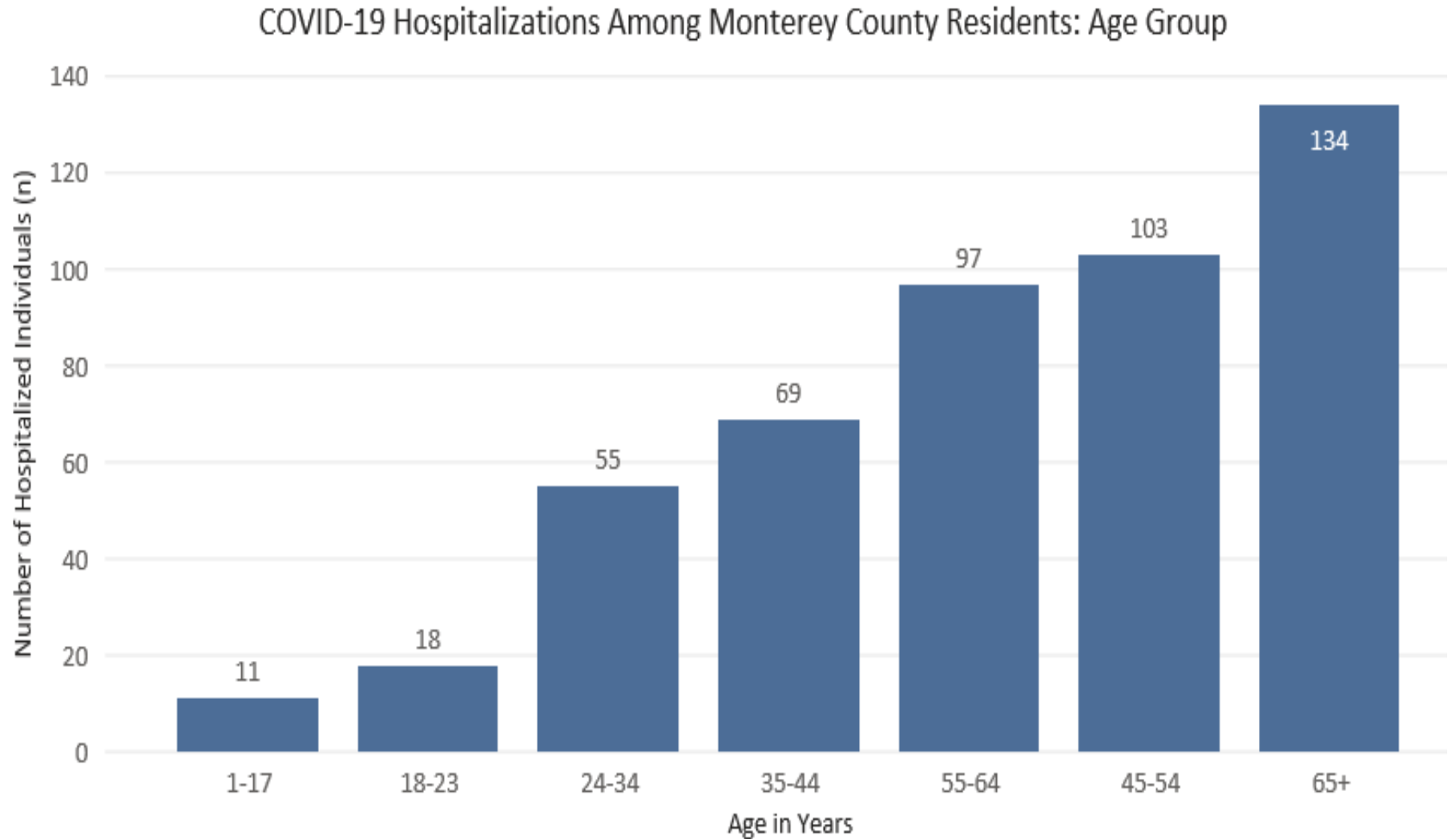
8,149 Confirmed Cases ↑ 81 Change	487 Hospitalizations (Cumulative) ↑ 5 Change	58 Fatalities 0 Change	5,245 Recovered ↑ 101 Change	19,519 Contacts ↑ 247 Change
---	---	--	--	--

Race and Ethnicity	Number of Hospitalized Individuals (n)	Proportion of Hospitalized Cases (%)	Number of Fatalities (n)	Proportion of Fatalities (%)	Proportion of Monterey County Population (%)
Asian & Pacific Islander, Not Hispanic	16	3%	13	22%	6%
Black or African American, Not Hispanic					-
Other, Not Hispanic	12	2%			3%
White, Not Hispanic	43	9%			28%
Hispanic or Latino, Any Race	387	80%	45	78%	61%
Unknown (Under Investigation)	29	6%	0	-	-
Total	487	100%	58	100%	100%
Age Group in Years	Number of Hospitalized Individuals (n)	Proportion of Hospitalized Cases (%)	Number of Fatalities (n)	Proportion of Fatalities (%)	Proportion of Monterey County Population (%)
0 - 17	11	2%	10	17%	25%
18 - 23	18	4%			8%
24 - 34	55	11%			17%
35 - 44	69	14%			14%
45 - 54	103	21%			11%
55 - 64	97	20%			11%
65+	134	28%	48	83%	14%
Total	487	100%	58	100%	100%

New, Previously Reported, and Recovered Cases

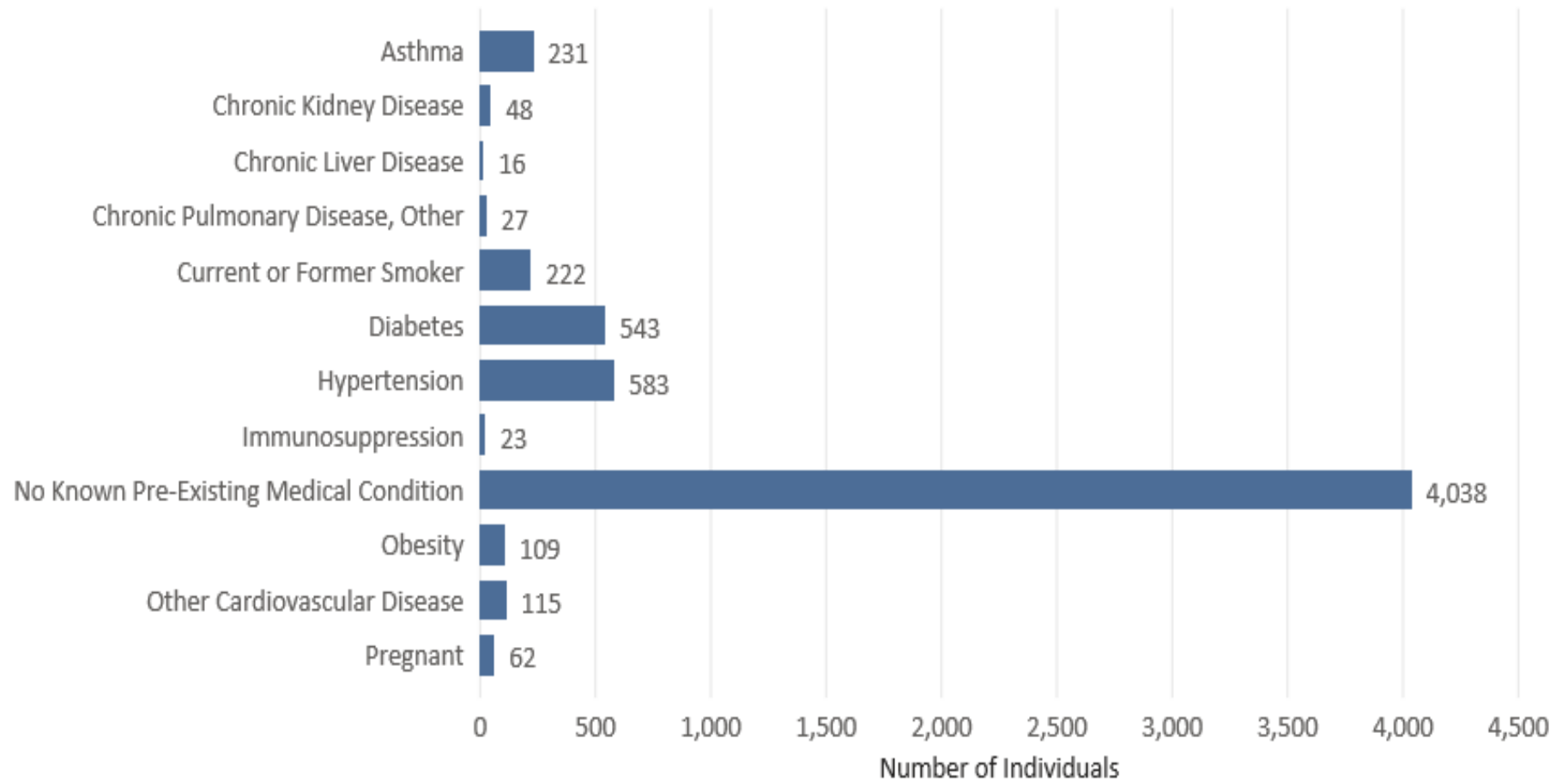


Severe Cases Among Monterey County Residents

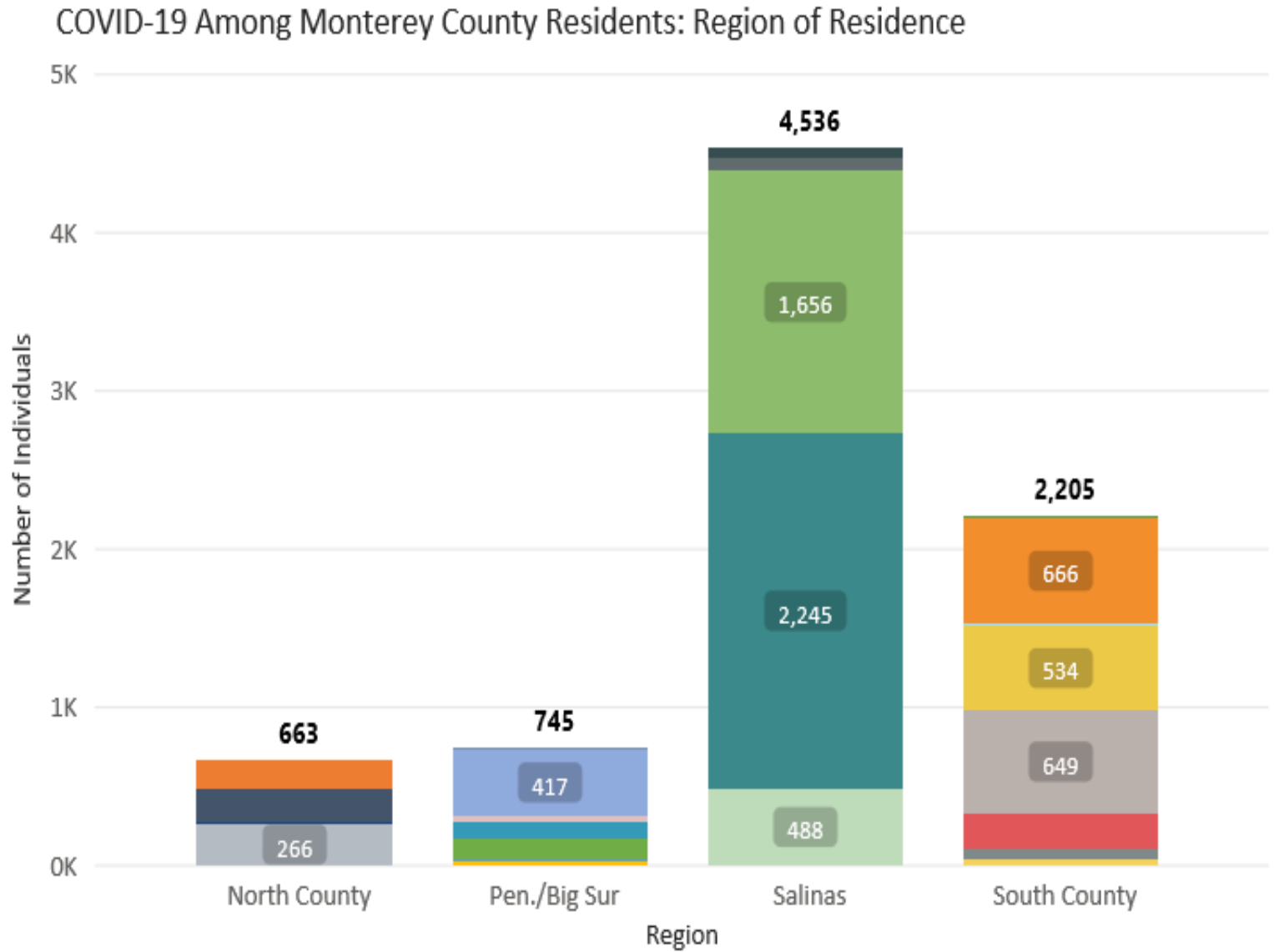


Clinical Information (Co-Morbidities)

COVID-19 Among Monterey County Residents: Clinical Information



- North County 93907
- North County 95012
- North County 95076
- North County Other
- Pen./Big Sur 93920
- Pen./Big Sur 93923
- Pen./Big Sur 93924
- Pen./Big Sur 93933
- Pen./Big Sur 93940
- Pen./Big Sur 93950
- Pen./Big Sur 93955
- Pen./Big Sur Other
- Salinas 93901
- Salinas 93905
- Salinas 93906
- Salinas 93908
- Salinas Other
- South County 93925
- South County 93926
- South County 93927
- South County 93930
- South County 93960
- South County Other
- 8 ● Region Subtotal



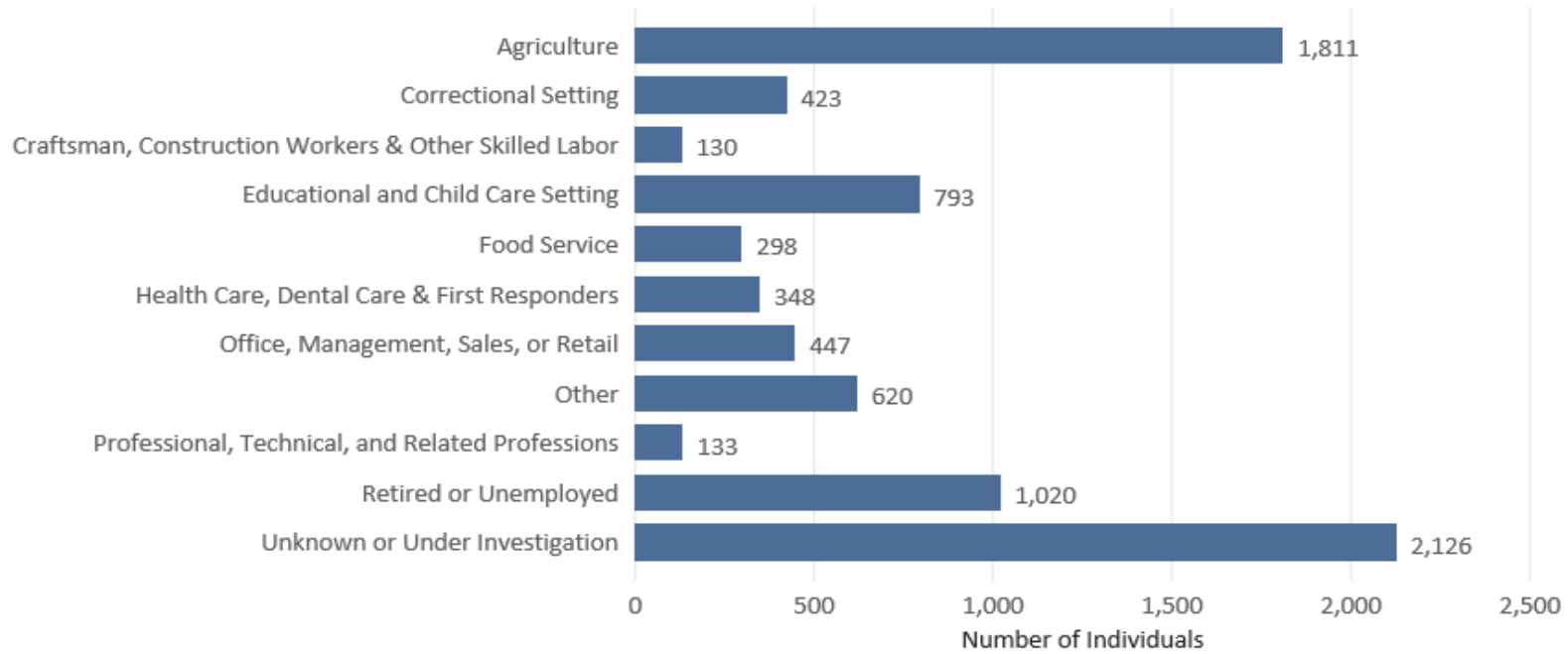
MONTEREY COUNTY OPERATIONAL AREA

DAILY SITUATION REPORT

Region	Zip Code	Incident Cases	Change	% of Total Cases	Recovered	Change	% Cases Recovered
North County	93907	266	0	3.26%	181	6	68.05%
	95004	11	0	0.13%	8	0	72.73%
	95012	204	3	2.50%	139	3	68.14%
	95039	9	0	0.11%	6	0	66.67%
	95076	173	0	2.12%	102	3	58.96%
	Subtotal	663	3	8.14%	436	12	65.76%
Peninsula/Big Sur	93920	5	0	0.06%	4	0	80.00%
	93923	25	0	0.31%	17	0	68.00%
	93924	10	0	0.12%	5	0	50.00%
	93933	131	2	1.61%	89	0	67.94%
	93940	103	-1	1.26%	69	0	66.99%
	93950	36	0	0.44%	23	0	63.89%
	93953	7	0	0.09%	5	0	71.43%
	93955	417	2	5.12%	303	10	72.66%
	Other	11	0	0.13%	9	0	81.82%
	Subtotal	745	3	9.14%	524	10	70.34%
Salinas	93901	488	8	5.99%	322	14	65.98%
	93905	2,245	25	27.55%	1,563	25	69.62%
	93906	1,656	12	20.32%	925	15	55.86%
Salinas	93908	83	0	1.02%	51	0	61.45%
	93962	6	0	0.07%	6	1	100.00%
	Other	58	0	0.71%	34	1	58.62%
	Subtotal	4,536	45	55.66%	2,901	56	63.96%
	South County	93450	41	3	0.50%	24	1
93925		62	0	0.76%	45	0	72.58%
93926		229	4	2.81%	150	4	65.50%
93927		649	10	7.96%	413	4	63.64%
93930		534	3	6.55%	377	7	70.60%
93954		15	1	0.18%	9	0	60.00%
93960		666	9	8.17%	361	7	54.20%
Other		9	0	0.11%	5	0	55.56%
Subtotal		2,205	30	27.06%	1,384	23	62.77%

Industry Sector (Does Not Indicate Exposure Occurred at Work or School)

COVID-19 Among Monterey County Residents: Industry Sector



73,513

Total Tested

8,149

Positive Results

65,364

Negative Results

11.09%

Test Positivity Rate

2.94

Test
Turnaround
Time in Days

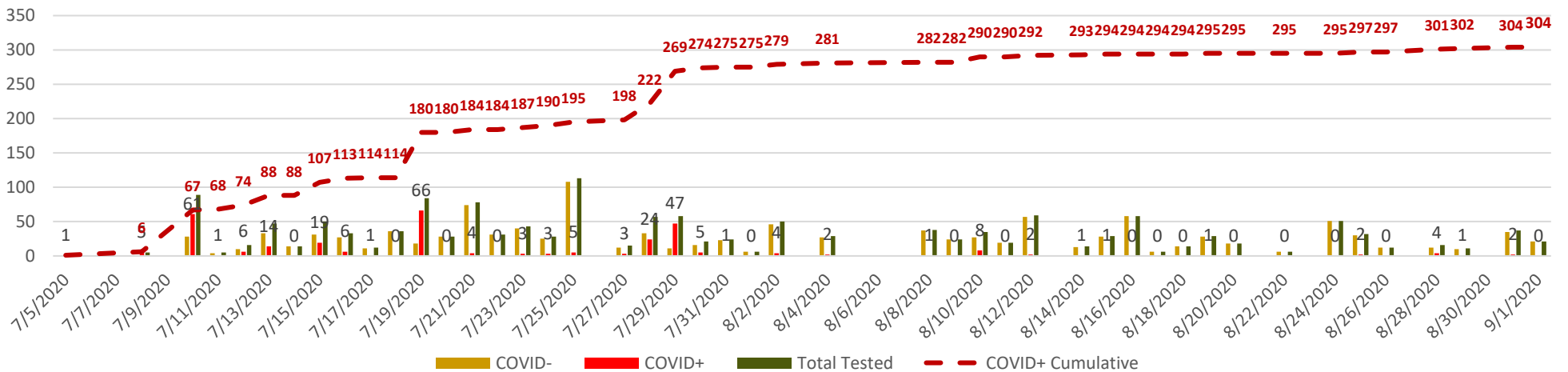
MONTEREY COUNTY SHERIFF'S OFFICE

JAIL INMATE COVID DATA

759	1502	304	10	409	22	0
Total Jail Population	Inmate Population Tested	Confirmed Cases (Cumulative)	Current Cases	Inmates Released	Inmate Alternative Housing	Fatalities
↑2 Change	↑21 Change	0 Change	0 Change	0 Change	0 Change	0 Change

Total COVID+ Inmates (Cumulative) = 304

20.2% Positivity Rate



RESPONSE SUMMARY

Jurisdiction	EOC Status	Proclamation of Local Emergency	Government Services
Monterey County	Level 1 Activation; Joint Information Center Open; Health Department Operations Center Full Activation	Yes	Facility Closures
Carmel-by-the-Sea	Partial Activation	Yes	Facility Closures
Del Rey Oaks	Partial Activation	Yes	Facility Closures
Gonzales	Partial Activation	Yes	
Greenfield	Partial Activation	Yes	Possible Closures
King City	Partial Activation	Yes	Possible Closures
Marina	Partial Activation	Yes	Facility Closures
Monterey	Partial Activation	Yes	Facility Closures
Pacific Grove	Partial Activation	Yes	Partial Closures
Salinas	Partial Activation	Yes	Facility Closures
Sand City	Partial Activation	Yes	
Seaside	Partial Activation	Yes	Facility Closure
Soledad	Partial Activation	Yes	
CSUMB	Partial Activation	-	Facility Closure
Hartnell	Partial Activation	-	Facility Closure
MST	Department Operations Center Activated	-	-

TESTING SITES

City	Agency	Service Provided	Contact
Castroville	Clinica de Salud! 10561 Merritt St.	By appointment. M-F (8am-5pm) Open to everyone with or without symptoms & with or without insurance	(831) 633-1514
Greenfield	Clinica de Salud! 808 Oak Ave.	By appointment. M-F (8am-5pm) Open to everyone with or without symptoms & with or without insurance	(831) 674-5344
Greenfield	Greenfield Library 315 El Camino Real	By appointment. Tu-Sat (8am-8pm) Open to everyone with or without symptoms & with or without insurance	1-888-634-1123 lhi.care/covidtesting
Gonzales	Clinica de Salud! 126 – 5 th St.	By appointment. M-F (8am-5pm) Open to everyone with or without symptoms & with or without insurance	(831) 675-2930
King City	Clinica de Salud! 122 San Antonio Dr.	By appointment. M-F (8am-5pm) Open to everyone with or without symptoms & with or without insurance	(831) 385-5944
King City	Mee Memorial Hospital 300 Canal St.	Only for ER registered patients or have an appointment with the Mee Memorial Clinic (two locations—Greenfield and King City)	Call: (831) 385-6000 Ask to be transferred to the clinic
Marina	Doctors On Duty 3130 Del Monte Blvd	By appointment (online or by phone) http://doctorsonduty.com/locations/ M-F (8am-4pm)	(831) 883-3330
Monterey	ARCpoint Labs of Monterey Bay 24560 Silver Cloud Ct. #103	By appointment. M-F (8am-4:30pm) Open to everyone with or without symptoms. https://www.labtestmonterey.com/ Drive Thru. Cost: \$155 (no insurance)	831-324-0772 Schedule appointment online
Monterey	Community Hospital of Monterey (CHOMP) 23625 Holman Hwy	CHOMP provides testing for individuals who meet the criteria for symptoms and risk factors.	Hotline: (831) 622-8001
Monterey	Doctors On Duty 501 Lighthouse Avenue	By appointment (online or by phone) http://doctorsonduty.com/locations/ M-F (8am-6pm); Sat-Sun: (8am-4pm)	(831) 649-0770

MONTEREY COUNTY OPERATIONAL AREA

DAILY SITUATION REPORT

City	Agency	Service Provided	Contact
Monterey	Monterey Peninsula College (MPC) 980 Fremont St (parking lot "C", near theater)	Drive Thru. No appointment necessary. Operated by: Planned Parenthood. https://www.plannedparenthood.org/planned-parenthood-mar-monte/campaigns/covid-testing-mc	831-755-4521 Hours of operation changes weekly. Call or visit their website.
Pajaro	Clinica de Salud! 29-A Bishop Rd.	By appointment. M-F (8am-5pm) Open to everyone with or without symptoms & with or without insurance	(831) 728-2505
Salinas	Agricultural Center – County of Monterey 1428 Abbott St.	By appointment. Tu-Sat (7:30am-8pm) Open to everyone with or without symptoms & with or without insurance.	1-888-634-1123 Lhi.care/covidtesting
Salinas	Clinica de Salud! - Circle 950 Circle Dr.	By appointment. M-F (8am-5pm) Open to everyone with or without symptoms & with or without insurance.	(831) 757-6237
Salinas	Clinica de Salud! – N. Main 2180 N. Main St.	By appointment. M-F (8am-5pm) Open to everyone with or without symptoms & with or without insurance.	(831) 443-2190
Salinas	Clinica de Salud! - Sanborn 219 N. Sanborn Rd	By appointment. M-F (8am-5pm) Open to everyone with or without symptoms & with or without insurance.	(831) 757-1365
Salinas	Doctors On Duty - S. Main 1212 S. Main St.	By appointment (online or by phone) http://doctorsonduty.com/locations/ M-F (8am-8pm), Sat-Sun (8am-6pm)	(831) 422-7777
Salinas	Doctors On Duty - Harden Urgent Care 1756 N. Main Street	By appointment (online or by phone) http://doctorsonduty.com/locations/ M-F (8am-4pm)	(831) 443-8200
Salinas	Doctors On Duty – Salinas Urgent Care 558-A Abbott St	By appointment (online or by phone) http://doctorsonduty.com/locations/ M-F (8am-5pm)	(831) 755-7880

MONTEREY COUNTY OPERATIONAL AREA

DAILY SITUATION REPORT

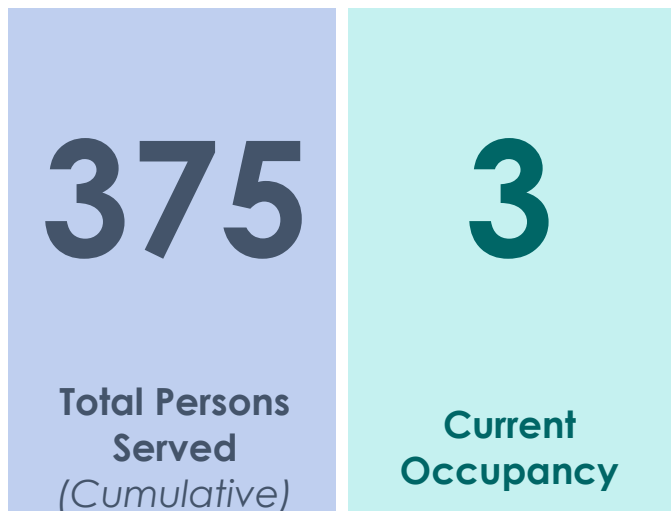
City	Agency	Service Provided	Contact
Salinas	Salinas Valley Memorial Hospital (SVMH) 450 E. Romie Lane	SVMH has respiratory virus screening medical tents – ONLY for those who have symptoms and risk factors. No appointments necessary.	Hotline (bilingual): 831-755-0793
Salinas	Natividad Medical Center 1441 Constitutional Blvd	Respiratory virus screening medical tents – ONLY for those who have symptoms and risk factors. Natividad conducts pop-up drive thru test sites throughout the county. Limit to first 100. Call their hotline or visit their Facebook for upcoming pop-up locations.	Hotline (bilingual): 831-772-7365
Salinas	CVS – East Alisal 347 East Alisal St.	Drive-thru COVID testing. By appointment. Free. No cost. Must bring ID card + insurance + appointment confirmation (text or email). To schedule appointment: https://www.cvs.com/minuteclinic	831-424-0026
Seaside	Doctors On Duty 1513 Fremont Blvd Suite E1	By appointment (online or by phone) http://doctorsonduty.com/locations/ M-F (8am-5pm)	(831) 899-1910
Soledad	Clinica de Salud! 799 Front St.	By appointment. M-F (8am-5pm) Open to everyone with or without symptoms & with or without insurance	(831) 678-0081

CARE AND SHELTER

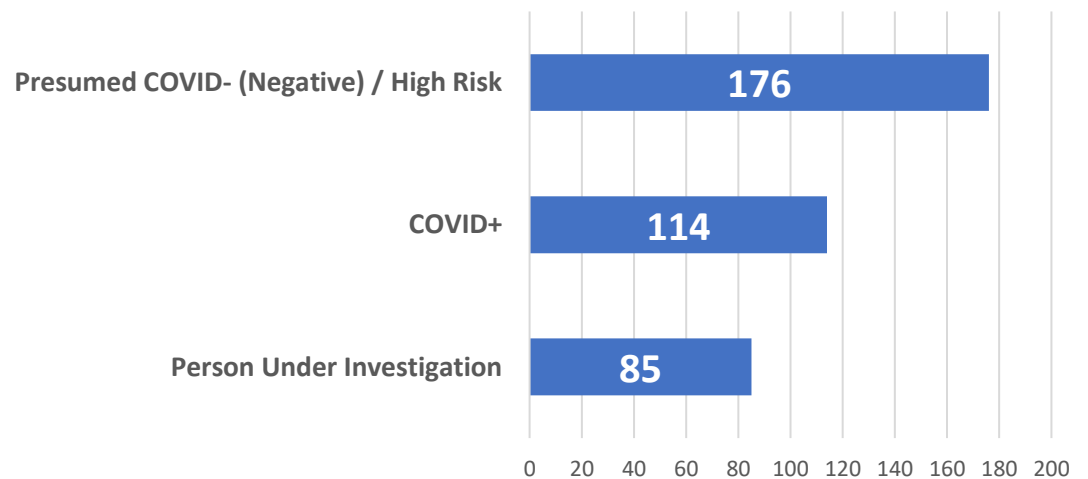
Care Services	Facility	Agency	Status
Evacuation Center	Laguna Seca Pavillion	Monterey County	Open
Emergency Shelter	Carmel Middle School	Monterey County	Open
Alternate Housing Site	Monterey County Fairgrounds	Monterey County	Inactive
Alternate Housing Site	San Lorenzo Park	Monterey County	Open
Alternate Housing Site	Salinas Valley Fairgrounds	Monterey County	Inactive
Alternate Housing Site	Sherwood Hall	Monterey County	Standby
Alternate Care Site	Marina Municipal Airport	Monterey County	Inactive
Alternate Care Site	Asilomar Conference Center	California Department of Public Health	Inactive

ALTERNATE HOUSING CENSUS

(*Updated Mondays and Fridays)



COVID STATUS OF CUMULATIVE PERSONS SERVED



SIGNIFICANT EVENTS

*This is a timeline of International, domestic, and Local significant events related to COVID-19 and the River Fire. All new information will be **highlighted at the top**.*

- August 28, 2020 – California has a new blueprint for reducing COVID-19 in the state with revised criteria for loosening and tightening restrictions on activities. Find out how businesses and activities can open in counties statewide beginning on August 31.
- August 18, 2020 – Carmel Fire and Dolan Fire start.
- August 18, 2020 – Monterey County Board of Supervisors ratified a proclamation of the existence of a local emergency due to the River Fire. Fire at 10% containment.
- August 17, 2020 – Governor Gavin Newsom secured a Fire Management Assistance Grant (FMAG) from the Federal Emergency Management Agency (FEMA) to help ensure the availability of vital resources to suppress the River Fire burning in Monterey County. [More information.](#)
- August 17, 2020 – Evacuation warnings issued to the surrounding communities. Evacuation Center at Buena Vista Middle School and Carmel Valley Library closed. Evacuation Center at Toro Park School Opens.
- August 16, 2020 – Evacuation Centers opens at Carmel Valley Library and Buena Vista Middle School.
- August 16, 2020 – River Fire starts off Pine Canyon southeast of Salinas. Evacuation orders and warnings issued to the surrounding communities.
- July 13, 2020 - Governor expands the closure of indoor operations in Monterey County. ALL counties must close indoor operations in these sectors: Dine-in Restaurants (indoor); Wineries and Tasting Rooms (indoor); Movie Theater (indoor); Family Entertainment Centers (indoor); Zoos and Museums (indoor); Cardrooms (indoor); Closure of all brewpubs, breweries, bars, and pubs (indoor and outdoor). [More information.](#)
- July 8, 2020 - The State Health Officer has issued an order for Monterey County which imposes new restrictions; order requires some businesses and activities to move their activities outdoors and some businesses to close completely. [More Information.](#)
- July 2, 2020 - California Department of Public Health Officials placed Monterey County on the COVID-19 County Data Monitoring Project watch list in response to elevated disease transmission as indicated by Monterey County exceeding the state's 14-day case rate threshold of 100 cases per 100,00 residents and by exceeding the state's threshold for percent change in 3-day average COVID-19 hospitalizations. [More Information.](#)
- June 12, 2020 - Charter Boat operators may begin. [More information.](#)
- June 12, 2020 - Opening of the business sectors. [More Information.](#)
- June 11, 2020 - Monterey County Health Officer Rescinds Short-Term Lodging Order. [More Information](#)

MONTEREY COUNTY OPERATIONAL AREA

DAILY SITUATION REPORT

- June 11, 2020- Monterey County Health Officer Rescinds Short-Term Lodging Order. [More Information](#)
- May 30, 2020- Monterey County Attestation Approved. [More Information](#).
- May 26, 2020 – Health Department Submits Attestation. [More information](#).
- May 25, 2020 - California Department of Public Health announced the statewide reopening of places of worship for religious services.
- May 1, 2020 The Monterey County Health officer amends and extends Shelter-in Place Order. [More Information](#)
- April 28, 2020-Monterey County Health Officer issues mandatory face covering. [More Information](#).
- April 14, 2020 – Monterey County Op Area EOC Announces Alternate Care and Alternate Housing Sites. [More Information](#).
- April 6, 2020 – Monterey County Op Area EOC elevated activation level to [Level 1](#).
- April 5, 2020 – 2 new COVID-19 Testing Sites open. [More info](#).
- April 3, 2020 – Monterey County Health Officer Reissues the Shelter in Place Order with added restrictions. [More Information](#).
- April 1, 2020 - California Department of Public Health releases Face Coverings Guidance. [More Information](#).
- March 26, 2020 – Disaster Cost Recovery Information Released. Event Number: FEMA-3428-EM-CA California COVID-19. [More Information](#).
- March 21, 2020 – First fatality due to complications from COVID-19 in Monterey County.
- March 19, 2020 - Governor Newsom issues a Shelter In Place Order to protect the health and well-being of all Californians and to establish consistency across the state in order to slow the spread of COVID-19.
- March 18, 2020 – Monterey County Op Area EOC elevated activation level to Level 2.
- March 18, 2020 - Monterey County Jail Visitation Suspended
- March 17, 2020 – City of Salinas and Sand City proclaim the existence of a local emergency.
- March 17, 2020 – The County of Monterey Health Officer has issued a [Shelter-in-Place Order](#) effective at 12:01 a.m. on March 18, 2020 and will continue to be in effect until 11:59 p.m. on April 7, 2020, or until it is extended, rescinded, superseded, or amended in writing by the Health Officer.
- [March 17, 2020 – First two confirmed cases of COVID-19 in Monterey County](#).
- March 17, 2020 –The Counties of Marin, Contra Costa, Alameda, Santa Clara, San Mateo, Santa Cruz and San Francisco order a Shelter In Place beginning March 17, 2020.
- March 16, 2020 – Cities of Del Rey Oaks, Gonzales, Greenfield, King City, and Soledad declared local emergencies.
- March 16, 2020 – Monterey County schools & libraries temporarily closed.

MONTEREY COUNTY OPERATIONAL AREA

DAILY SITUATION REPORT

- March 13, 2020 –Diamond Princess Cruise Ship passengers quarantined in Asilomar Hotel, Pacific Grove while undergoing testing.
- March 13, 2020 – Cities of Seaside, Marina, Monterey, Carmel & Pacific Grove proclaim emergencies.
- March 13, 2020 – [President Declares a National Emergency.](#)
- March 12, 2020 – [Governor Newsom issue Executive Order EO-N-25-20.](#)
- March 11, 2020 – [World Health Organization declares pandemic for COVID-19.](#)
- March 6, 2020 – Monterey County Public Health begins testing for COVID-19.
- March 6, 2020 – [Monterey County Proclaims Emergency \(Approved by Board of Supervisors March 10, 2020 \).](#)
- March 4, 2020 – [California Proclaims Emergency.](#)
- March 4, 2020 – First COVID-19 death in California.
- March 3, 2020 – CSUMB/ Monterey Peninsula Regional Emergency Operations Center activated to lowest level.
- March 3, 2020 – Monterey County’s Health Department Operations Center (DOC) Activated.
- March 2, 2020 – Monterey County Emergency Operations Center (EOC) Activated to Level 3 (lowest).
- February 28, 2020 – First case of community spread in California.
- February 4, 2020 – [USA declares public health emergency; travel restrictions put in place.](#)
- January 30, 2020 – World Health Organization (WHO) declares public health emergency of international concern.
- Jan 26, 2020 – First confirmed case in California.
- January 21, 2020 – First confirmed US case in Washington State.
- December 31, 2019 – First confirmed case of COVID-19 in Wuhan, China.

STATUS OF SHELTER-IN-PLACE



Governor Gavin Newsom today unveiled the Blueprint for a Safer Economy, a statewide, stringent and slow plan for living with COVID-19 for the long haul. The plan imposes risk-based criteria on tightening and loosening COVID-19 allowable activities and expands the length of time between changes to assess how any movement affects the trajectory of the disease.

Like every aspect of California’s response, data and science are the North Star, and as a result, this new framework makes a number of changes to the state’s previous resilience roadmap.

Californians can go to covid19.ca.gov to find out where their county falls and what activities are allowable in each county.

“This Blueprint is statewide, stringent and slow,” said Governor Newsom. “We have made notable progress over recent weeks,

but the disease is still too widespread across the state. COVID-19 will be with us for a long time and we all need to adapt. We need to live differently. And we need to minimize exposure for our health, for our families and for our communities.”

The Blueprint builds on lessons learned from the first six months of the disease – and the new scientific understanding that has been collected – to create a new system for regulating movement and COVID-19 transmissions. It includes:

1. At least 21 days to expand activities beyond the initial tier to ensure California better limits the spread of the virus;
2. Mandatory metrics – case rates and test positivity – to measure how widespread COVID-19 is in each county and guide what is allowed;
3. A uniform state framework, with four categories instead of 58 different sets of rules;
4. A more nuanced way of allowing activity: Instead of open vs. closed, sectors can be partially opened and progressively add to their operations as disease transmission decreases; and
5. A new process for tightening back up again quickly when conditions worsen.

The updated guidance can be found at <https://covid19.ca.gov/>.

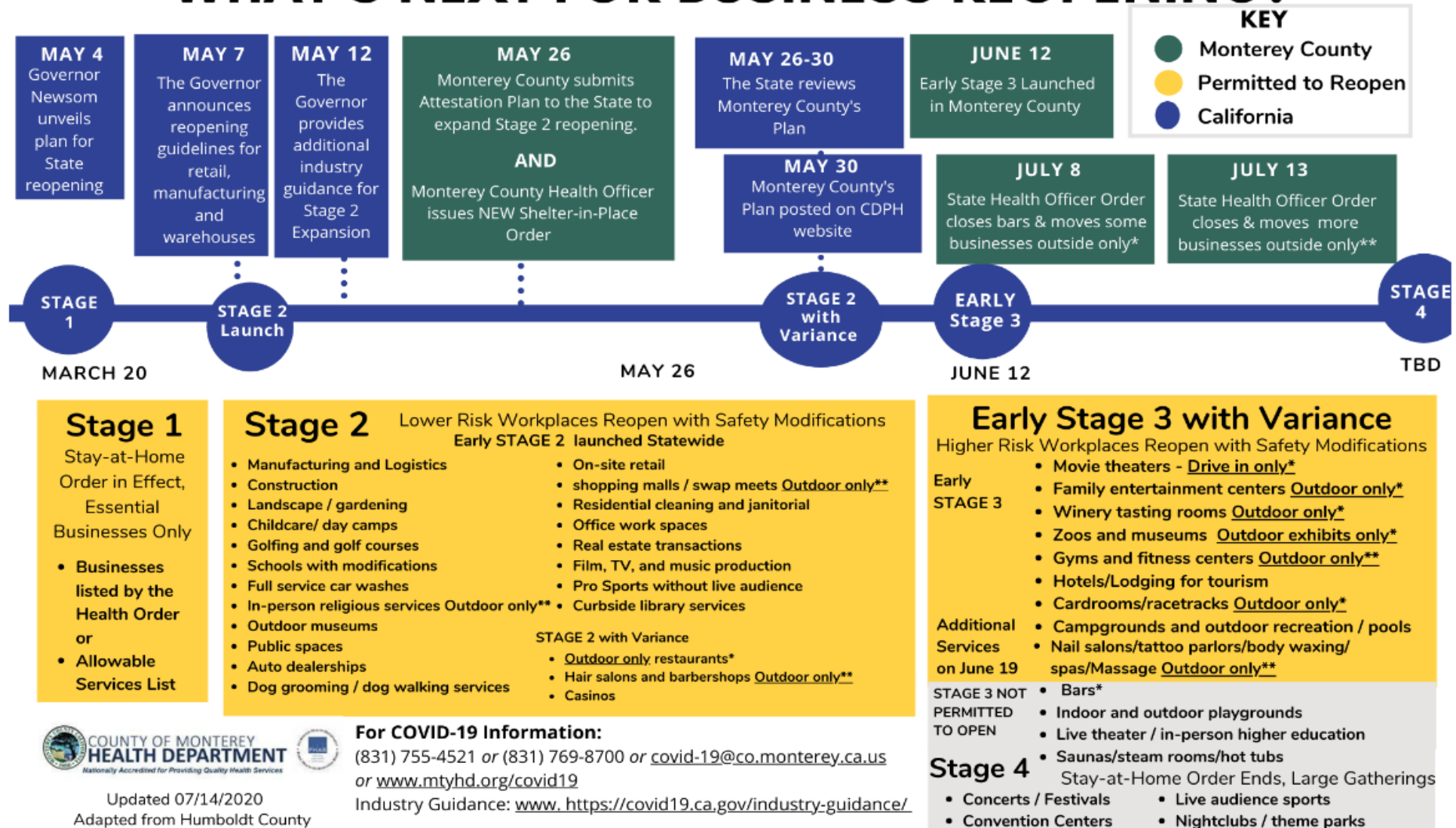
MONITORING METRICS ([MORE INFO](#)) AS OF AUGUST 30, 2020

The Monterey County Health Officer will continuously review the metrics below and assess whether the county's current status demonstrates an ability to maintain health care system surge capacity and to protect those at high risk for severe COVID-19

Indicator or Metric*	Baseline at Variance Application Submission	Threshold for Considering Modifications	Current Status**
Ability to Test, Contact Trace, Isolate, and Support the Exposed			
14-Day cumulative COVID-19 incidence per 100,000 population	28.6	≥32	298.6***
Percent of cases reached by public health teams	98.5%	<90%	95.5%
Percent of Alternative Housing Site Beds designated for individuals diagnosed with COVID-19 or who are awaiting test results that are filled	2%	≥25%	8%
Ability to Protect Those at High Risk for COVID-19			
Percent of Skilled Nursing Facilities with no new cases in the last 14 days	94%	<75%	44%
Number of COVID-19 related deaths over last 14 days	2	≥5	11
Surge Capacity for Hospitals and Health Care System			
7-Day average of daily percent change in total number of hospitalized COVID-19 patients	-0.2%	≥5%	-3%
Percent of ICU beds available averaged over the last 14 days	71%	<54%	37%
Percent of Monterey County hospitals with ≥14 days' supply of personal protective equipment (PPE)	100%	<75%	****
Epidemiology and General Surveillance			
Overall test positivity rate for the past 7 days	2.3%	≥8%	15.6% ***
Case doubling time (7 day lag)	29 days	<8 days	44 days

***Not Updated**

WHAT'S NEXT FOR BUSINESS REOPENING?



STATUS OF THE STATE

Californians have been staying home and saving lives since the start of our statewide stay-at-home order issued on March 19, 2020. These efforts have allowed the state to move forward on our roadmap for modifying the statewide order.

We are now in early Stage 2, where retail (curbside and delivery only), related logistics and manufacturing and essential businesses can open. The state is issuing guidance to help these workplaces reopen safely. [More Information.](#)

Stage 2 expansion will be phased in gradually. Some communities may move through Stage 2 faster if they are able to show greater progress. Counties that have met the readiness criteria and worked with the California Department

of Public Health can open more workplaces as outlined on the [County Variance page.](#)

California moved into Stage 2 of modifying the state’s Stay-at-Home order on May 8, 2020. Our progress in achieving key public health metrics will allow a gradual re-opening of California’s economy.

We recognize the impact of economic hardship. We must get our economy roaring once again and put paychecks in people’s pockets. But the risk of COVID-19 infection is still real for all Californians and continues to be fatal.

The state is issuing guidance for businesses to follow, if they’re permitted to open per County Public Health rules.



JOINT INFORMATION CENTER (JIC)

Community Resources

COVID-19 Updates

Hotlines

- A directory of resources available to Monterey County communities can be found on the COVID-19 Care for Community [webpage](#).
- Frequently Asked Questions can be found [here](#).
- To receive updates regarding COVID-19 in Monterey County, text **MCCOVID19** to **888777**.
- To receive updates regarding COVID-19 in general, text **Coronavirus** to **211211**.
- To receive text messages when a press release is posted or a press conference is identified, text **“MCMEDIA”** to **888777**.
- California Volunteer Corps Hotline: 833-544-2374. This hotline is specifically for older adults who have questions about resources and in need of assistance (such as medication and grocery delivery).
- Health Department Hotline (Monday-Friday, 8am-5pm). Call: 769-8700 or 755-4521
- Natividad Coronavirus Hotline is (831) 772-7365. Natividad nurses are available to speak with you in English or Spanish from 7:00 am to 11:00 pm, seven days a week.
- Montage Health Virtual Care Option Free for all community members experiencing mild respiratory symptoms including coronavirus/COVID-19. [Schedule an Appointment](#) / [More information](#).
- Salinas Valley Memorial Healthcare System has a Coronavirus Hotline: 831-755-0793 The hotline is staffed with registered nurses and will be available from 7:00am to 11:00pm, 7 days a week.
- COVID-19 Economic Assistance Hotline (Monday-Friday, 8am-4pm). Call: 831- 796-1909
- General Information call 2-1-1 or visit the [Health Department Webpage](#).

JOINT INFORMATION CENTER (JIC)

Press Conferences

- None.
- Standing Media Briefing: Monday and Friday @ 12:00 with credentialed press and available county staff, hosted by the JIC. [[Live Stream](#)]

Websites

- [Alternate Care and Housing Sites](#)
- [COVID-19 Donations and Volunteers](#)
- [FEMA Disaster Cost Recovery](#)
- [Economic Assistance Webpage](#)
- [Monterey County Health Department](#)
- [California Department of Public Health](#)
- [Center for Disease Control](#)
- [World Health Organization](#)
- [Economic Assistance for Impacted Workers](#)